



ENERG

енергия · ενέργεια



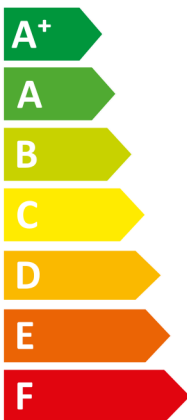
VWL 55/7.1 A 230V + VIH QW

I Vaillant

II 190/7 E 18L



A⁺⁺



A⁺

Two icons showing sound power levels. The top icon shows a house with sound waves and the value 23 dB. The bottom icon shows a house with sound waves and the value 49 dB.



Legend for power consumption in kW, shown as a vertical list of three colored squares with corresponding values: a dark blue square for 5 kW, a medium blue square for 4 kW, and a light blue square for 5 kW.





ENERG

енергия · ενεργεια



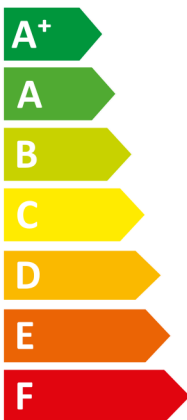
VWL 75/7.1 A 230V + VIH QW

I Vaillant

II 190/7 E 18L



A++



A+

Two icons showing sound power levels. The top icon shows a speaker inside a house with the value 23 dB. The bottom icon shows a speaker outside a house with the value 49 dB.



A legend for power consumption with three entries: a dark blue square for 6 kW, a medium blue square for 6 kW, and a light blue square for 7 kW.





ENERG
енергия · ενέργεια



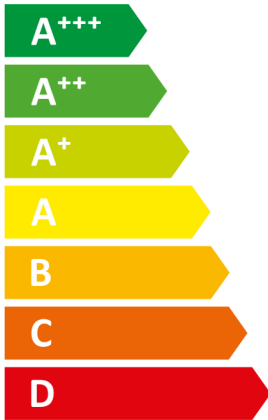
I Vaillant

II VWL 55/7.1 A 230V



55°C

35°C



A++

A+++

- dB

49 dB

| | |
|---|---|
| 5 | 5 |
| 5 | 5 |
| 5 | 6 |

kW kW





ENERG

енергия · ενέργεια



I Vaillant

II VWL 75/7.1 A 230V



55°C

35°C



A++

A+++

- dB

49 dB

| | |
|----|----|
| 7 | 7 |
| 7 | 7 |
| 7 | 7 |
| kW | kW |

2019

811/2013

8000044550_00





ENERG
енергия · ενέργεια

Y IJA
IE IA

I Vaillant

II VWL 115/7.1 A



55°C

35°C



A++

A+++



0 dB



55 dB

■ 11
■ 11
■ 11
kW

■ 12
■ 12
■ 12
kW



2019

811/2013

8000044551_00

